


## BL3630I

OUTPUT: APPROX 2W~18W

INNER ROTOR

WEIGHT : 110g (APPROX)



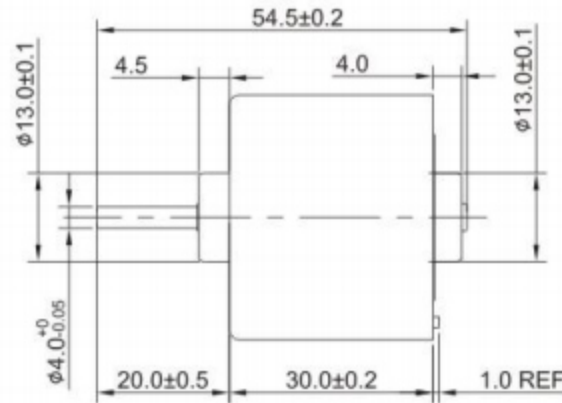
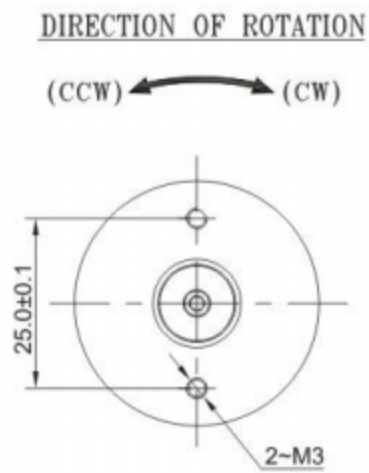
### ● Typical Application 典型应用

个人护理(Personal Care)  
家用电器(Home Application)  
电动工具(Power Tools)  
商业设备(Business Equipment)  
医疗器械(Medical Apparatus)

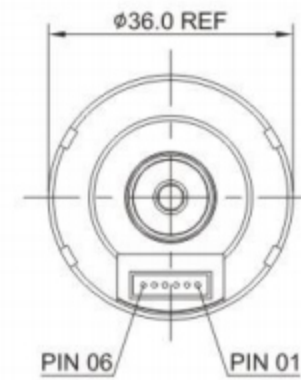
### ● Motor Terminations 电机端口

NO.	PIN ARRANGEMENT
1	VCC
2	FG
3	CW/CCW
4	GND
5	PWM
6	BRAKE

### ◆ External Dimensions 外形图



UNIT: MILLIMETERS

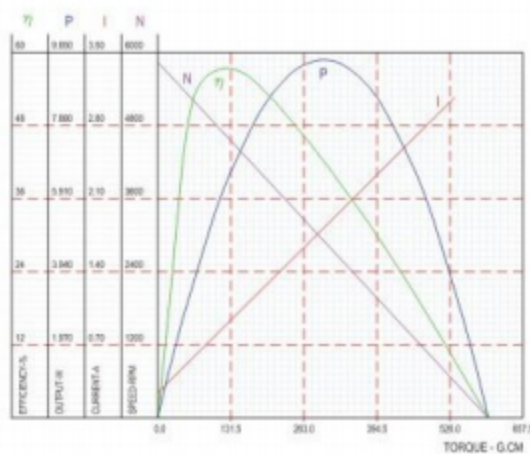


### ◆ Major Characteristic Parameters 主要特性参数

MODEL	VOLTAGE		NO LOAD		AT MAXIMUM EFFICIENCY				STALL	
	OPERATING RANGE	RATED	SPEED	CURRENT	SPEED	CURRENT	TORQUE	OUTPUT	TORQUE	CURRENT
			r/min	A	r/min	A	g.cm	W	g.cm	A
BL3630I-V1	8V~16V	12 V	5817	0.249	4882	0.638	138.1	6.507	657.4	3.456
BL3630I-V2	8V~26V	18 V	7526	0.209	6171	0.957	183.0	11.584	1016.8	4.366
BL3630I-V3	8V~26V	24 V	8872	0.184	7364	0.872	191.3	14.451	1125.6	4.234

### ◆ Performance Curves 性能曲线

BL3630I-V1 12 V



BL3630I-V3 24 V

