

## BL38250(烧结强磁/Sintered NdFeB)

OUTPUT: APPROX 10W~60W

OUTER ROTOR

WEIGHT : 115g (APPROX)



### ● Typical Application 典型应用

个人护理(Personal Care)  
家用电器(Home Application)  
电动工具(Industry Apparatus)  
筋膜枪(Massage Gun)  
医疗器械(Medical Apparatus)

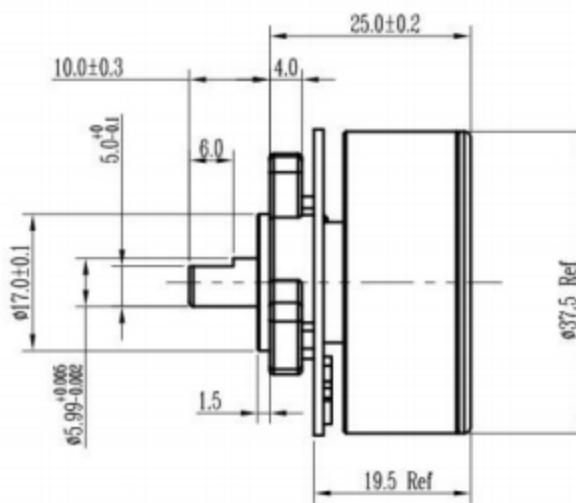
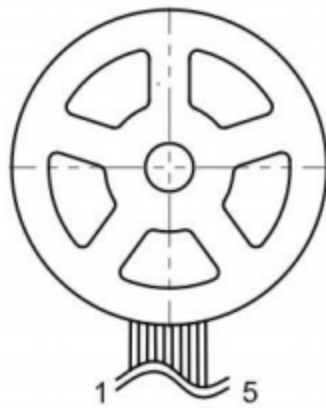
### ● Connector Interface 连接端口

NO.	PIN ARRANGEMENT
1	VCC
2	FG
3	CW/CCW
4	GND
5	PWM

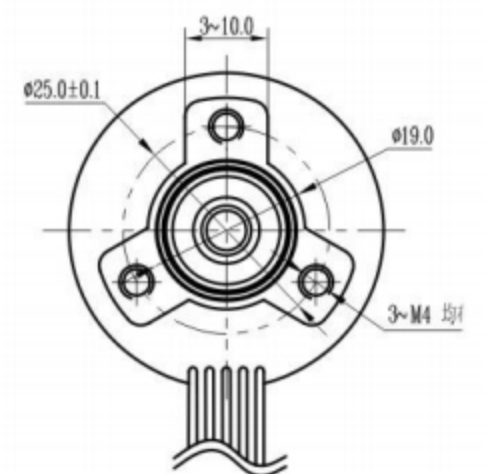
### ◆ External Dimensions 外形图

DIRECTION OF ROTATION

(CCW) ← (CW)



UNIT: MILLIMETERS

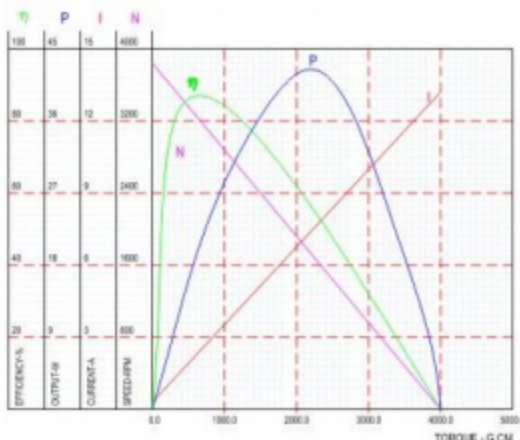


### ◆ Major Characteristic Parameters 主要特性参数

MODEL	VOLTAGE		NO LOAD		AT MAXIMUM EFFICIENCY				STALL	
	OPERATING RANGE	RATED	SPEED	CURRENT	SPEED	CURRENT	TORQUE	OUTPUT	TORQUE	CURRENT
			r/min	A	r/min	A	g.cm	W	g.cm	A
BL38250-V1	8V~15V	12 V	3868	0.28	3321	1.4	438	31	3221	8.9
BL38250-V2	8V~26V	16.8 V	3900	0.33	3408	2.5	502	43	4320	10.2
BL38250-V3	8V~26V	24 V	3960	0.28	3550	3.4	615	51	5100	12.2

### ◆ Performance Curves 性能曲线

BL38250-V1 12 V



BL38250-V3 24 V

