


BL4260I

OUTPUT: APPROX 10W~75W

INNER ROTOR

WEIGHT : 295g (APPROX)



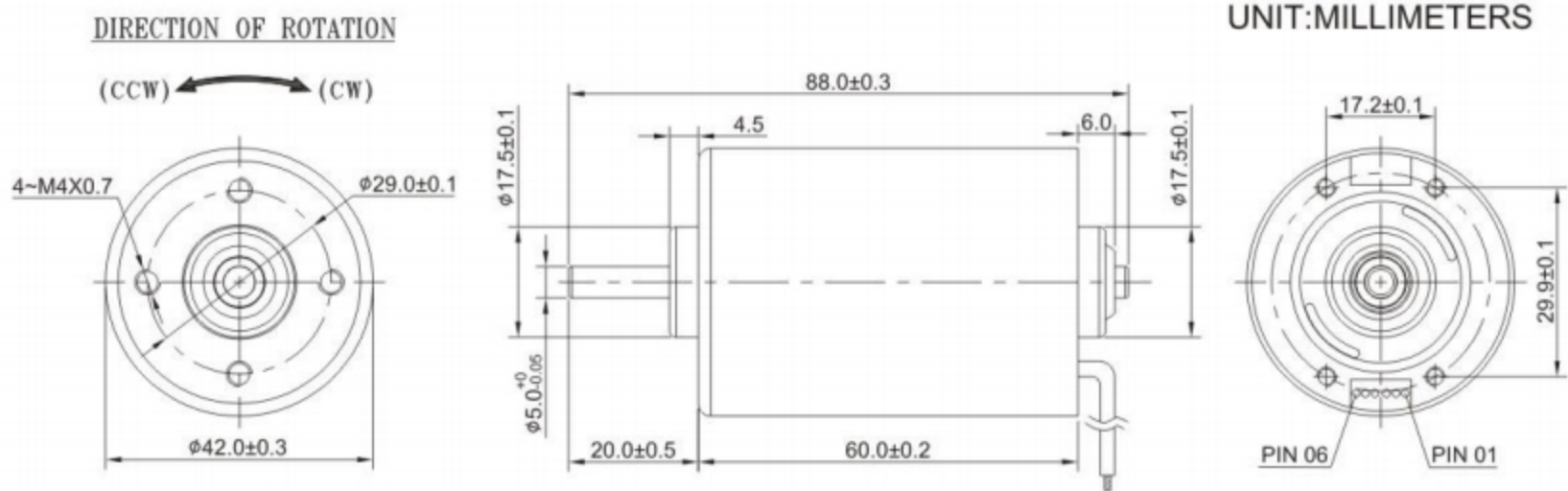
● Typical Application 典型应用

个人护理(Personal Care)
家用电器(Home Application)
机械设备(Industry Apparatus)
商业设备(Business Equipment)
医疗器械(Medical Apparatus)

● Motor Terminations 电机端口

NO.	PIN ARRANGEMENT
1	VCC
2	FG
3	CW/CCW
4	GND
5	PWM
6	BRAKE

◆ External Dimensions 外形图

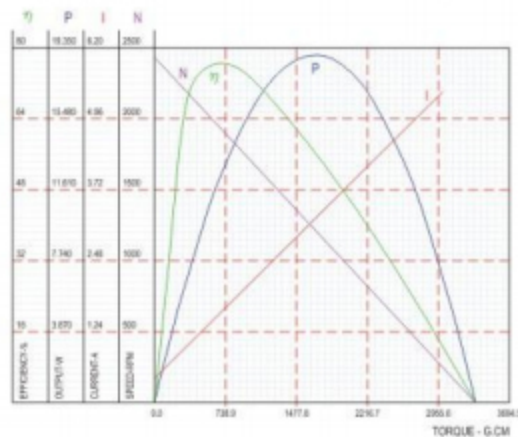


◆ Major Characteristic Parameters 主要特性参数

MODEL	VOLTAGE		NO LOAD		AT MAXIMUM EFFICIENCY				STALL	
	OPERATING RANGE	RATED	SPEED	CURRENT	SPEED	CURRENT	TORQUE	OUTPUT	TORQUE	CURRENT
			r/min	A	r/min	A	g.cm	W	g.cm	A
BL4260I-V1	8V~16V	12 V	2038	0.15	1773	0.934	480.3	8.734	3694.3	6.184
BL4260I-V2	8V~26V	18 V	3690	0.20	3284	1.564	654.7	22.05	5951.6	12.60
BL4260I-V3	8V~26V	24 V	4280	0.20	3766	1.567	766.6	29.62	6388.1	11.59

◆ Performance Curves 性能曲线

BL4260I-V1 12 V



BL4260I-V2 24 V

